

Specifications: Commercial HRV's & ERV's

LC Series	Nu-Air Advantage	Air Flow CFM (L/S)				Size LxHxD in (mm)	Weight lb (kg)	Core	Duct Size in (mm)	Defrost Type	Effectiveness Sensible
		0	0.2	0.3	0.4						
NU305	<ul style="list-style-type: none"> - Lightweight aluminum cabinet - white - Quiet operation - 5000-7000 sq ft @.3 ACH - Excellent for large homes - Two FCDI Direct-drive blowers - Two speed motor, 115V - Light commercial applications 	320 (151)	292 (137)	253 (119)	231 (109)	36 x 23 x 17 (914 x 584 x 432)	50 (22.7)	Polypropylene	8 (203)	FSD or Damper Circulation	66-70%
NU500	<ul style="list-style-type: none"> - 7500-12000 sq ft @ 0.3 ACH - Two FCDI Direct-drive blowers - 1275 RPM/2 speed - Adjustable low and high speed - Lightweight aluminum cabinet- white 	554 (261)	495 (233)	480 (226)	460 (216)	36 x 23 x 17 (914 x 584 x 432)	55 (25)	Polypropylene	10 x 6 (254 x 150)	FSD or Damper Circulation	66-70%
NU600	<ul style="list-style-type: none"> - Fits above "T-bar" ceiling - Two FCDI direct-drive blowers - 1275 RPM/2-speed - Adjustable low and high speed - Popular for pools and hot tubs - Lightweight aluminum cabinet- white 	640 (301)	590 (277)	565 (266)	535 (252)	42 x 30 x 23 (1067 x 762 x 584)	170 (77.3)	Polypropylene	14 x 8 (356 x 203)	FSD or Damper Circulation	63-65%
NU800	<ul style="list-style-type: none"> - Galvanized steel cabinet - Two DWDI Direct Drive blowers - Two speed 1/3hp PSC motors, 115V - 1075 RPM/2-speed - Optional aluminum cabinet – white 	810 (381)	750 (353)	700 (329)	675 (319)	54 x 30 x 23 (1372 x 762 x 584)	245 (111)	Polypropylene	14 x 8 (356 x 203)	FSD or Damper Circulation	63-65%
NU1200	<ul style="list-style-type: none"> - Galvanized steel cabinet - Two DWDI Direct Drive blowers - Two speed 1/2hp PSC motors, 115V - Custom options available - Optional aluminum cabinet – white 	1160 (545)	1120 (527)	1090 (513)	1075 (505)	54 x 30 x 23 (1372 x 762 x 584)	245 (111)	Polypropylene	14 x 8 (356 x 203)	FSD or Damper Circulation	63-65%
NU1600	<ul style="list-style-type: none"> - Galvanized steel cabinet - 24v remote connections - Two DWDI Direct Drive blowers - Two speed 1hp PSC motors, 230V - 230v single point electrical connection - Custom options available 	1750 (823)	1620 (761)	1605 (754)	1530 (719)	64 x 38 x 30 (1626 x 965 x 762)	340 (155)	Polypropylene	20 x 10 (508 x 254)	FSD or Damper Circulation	59-62%
*NU2200	<ul style="list-style-type: none"> - Galvanized steel cabinet - Split motor pulley for field adjustment - Single speed 1.5hp PSC belt drive motors - 208-230v/ 1 or 3 phase electrical connection - Two section core for easy service 	2867 (1348)	2567 (1207)	2510 (1180)	2475 (1164)	64 x 38 x 30 (1626 x 965 x 762)	400 (182)	Polypropylene	24 x 12 (610 x 305)	FSD	59-62%

Controls

- 24 V dry contacts available for 2-speed control, time-clocks, occupancy and CO sensors also available.
- For units up to NU1600, ES Series controls are available.



Standard Features (units up to NU1600)

- Forward curve DWDI blowers
- Permanently sealed bearings
- Temperature activated fan shut down defrost
- 1" pleated filters 30-40% ASHRAE dust spot efficiency
- Remote or automatic controls and sensors
- Condensate drain and anti-vibration kits included
- Large surface area heat recovery cores

Certifications

All units, unless noted, listed to CSA Std. 22.2 No. 113 and conform to UL Std. 1812.
 *NU2200 conforms to CSA SPE1000.








WARRANTY

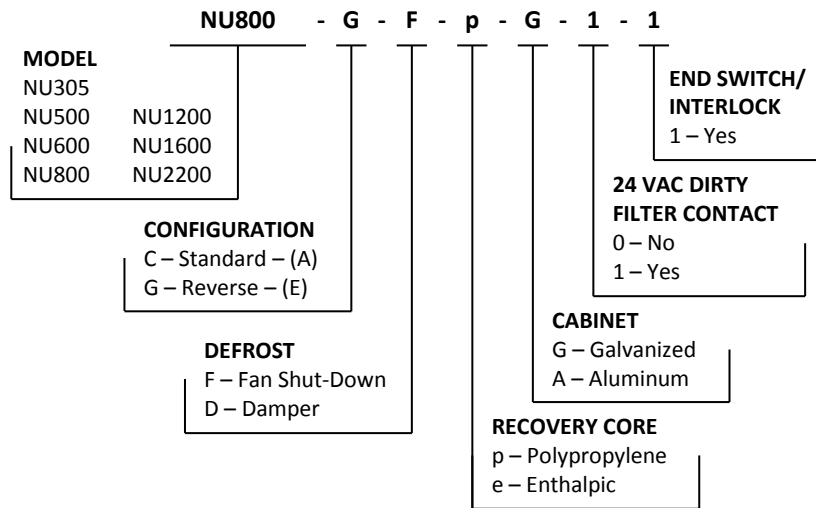
Nu-Air warrants its Commercial polypropylene HRV cores to be free from defects for a period of 15 years. There is a five (5) year warranty on our polymer ERV (latent) cores.

Light Commercial and Compliant Series HRV's have a two (2) year warranty on all electrical components including motors, circuit boards, transformers, switches, etc.

Specifications: Commercial HRV's & ERV's

LC Series	Nu-Air Advantage	Air Flow CFM (L/S)				Size LxHxD in (mm)	Weight lb (kg)	Core	Duct Size in (mm)	Defrost Type	Effectiveness Latent
		0	0.2	0.3	0.4						
NU600	 <ul style="list-style-type: none"> - Fits above "T-bar" ceiling - Two FCDI direct-drive blowers - 1275 RPM/2-speed, 115V/1/60 - Adjustable low and high speed - Lightweight aluminum cabinet- white 	590 (277)	542 (256)	529 (248)	490 (231)	42 x 30 x 23 (1067 x 762 x 584)	170 (77.3)	Enthalpic	14 x 8 (356 x 203)	FSD or Damper Circulation	Up to 71% Up to 53%
NU800	 <ul style="list-style-type: none"> - Galvanized steel cabinet - Two DWDI Direct Drive blowers - Two speed 1/3hp PSC motors, 115V/1/60 - 1075 RPM/2-speed - Optional aluminum cabinet – white 	710 (335)	647 (305)	600 (283)	558 (263)	54 x 30 x 23 (1372 x 762 x 584)	245 (111)	Enthalpic	14 x 8 (356 x 203)	FSD or Damper Circulation	Up to 71% Up to 53%
NU1200	 <ul style="list-style-type: none"> - Galvanized steel cabinet - Two DWDI Direct Drive blowers - Two speed 1/2hp PSC motors, 115V/1/60 - Custom options available - Optional aluminum cabinet – white 	1000 (472)	953 (450)	925 (437)	908 (429)	54 x 30 x 23 (1372 x 762 x 584)	245 (111)	Enthalpic	14 x 8 (356 x 203)	FSD or Damper Circulation	Up to 71% Up to 53%
NU1600	 <ul style="list-style-type: none"> - Galvanized steel cabinet - 24v remote connections - Two DWDI Direct Drive blowers - Two speed 1hp PSC motors, 230V/1/60 - 230v single point electrical connection - Custom options available 	1411 (665)	1330 (628)	1302 (615)	1252 (590)	64 x 38 x 30 (1626 x 965 x 762)	340 (155)	Enthalpic	20 x 10 (508 x 254)	FSD or Damper Circulation	Up to 79% Up to 66%
*NU2200	 <ul style="list-style-type: none"> - Galvanized steel cabinet - Split motor pulley for field adjustment - Single speed 1.5hp PSC belt drive motors - 208-230V/ 1 or 3 phase electrical connection - Two section core for easy service 	2000 (944)	1830 (864)	1610 (780)	1450 (685)	64 x 38 x 30 (1626 x 965 x 762)	400 (182)	Enthalpic	24 x 12 (610 x 305)	FSD	Up to 79% Up to 66%

Nomenclature



Defrost Strategies (-5°C/23°F and colder)

- 1 – Fan Shut Down:** Supply fan shuts down while the exhaust fan continues to move warm air through the core.
- 2 – Damper:** A damper closes the OA port and opens a fifth port which brings warm air through the core for a predefined time cycle. The exhaust fan remains on.

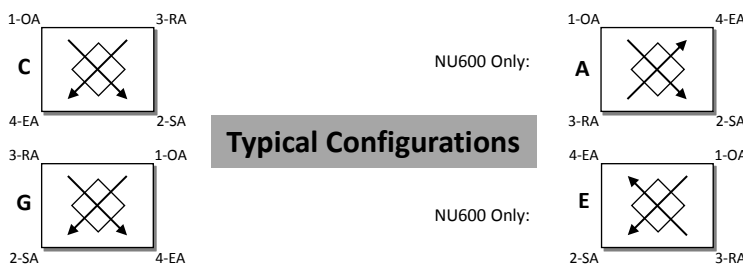
Commercial Heat & Energy Recovery Ventilators

Nu-Air Commercial HRV's/ERV's provide fresh air to conditioned spaces while simultaneously exhausting stale air through a cross-flow heat exchanger where energy is transferred from the exhaust to supply air without cross contamination.

Polypropylene Cores: Sensible temperature effectiveness averages 65-75% in heating season and 20-30% in cooling season

Enthalpy Cores: Sensible temperature effectiveness averages 60-80% in heating season and 50-70% in cooling season.

These efficiencies enable the downsizing of mechanical systems and reduce capital and operating costs.



Distributed by: