

Technical Details: ES Series Lumina Ventilation Control

Description (Nu-Air Part Number: NAV-561)

The Lumina ventilation wall control is a 12 VDC Decora-style user interface to control all Nu-Air residential and light commercial H/ERVs equipped with an ES-generation circuit board (i.e. up to the NU1600 and same-class units).

General Features

1. Fits standard 2x3" (nominal) wall box or may be mounted using typical drywall anchors where a wall box is not available
2. 1" backlit (blue) screen
3. Five generously-sized push buttons
4. On-board 20/40/60 minute high speed timer
5. Optional humidity monitoring
6. Custom-set maintenance reminders (1-12 months)
7. Removable face plate which can be user-substituted with a Decora style plate to suit any décor.

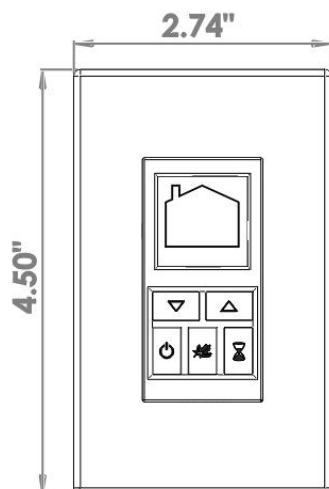


Modes of Operation

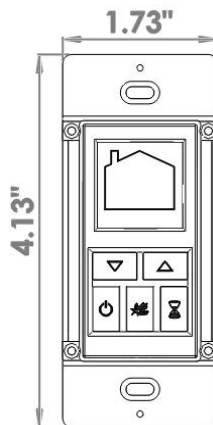
- | | |
|-------------------------|----------------------------------|
| 1. Off | 5. Full-time recirculation |
| 2. Standby | 6. 20/40/60-minute high speed |
| 3. Full-time low speed | 7. 20 Lo/40-minute standby |
| 4. Full-time high speed | 8. 20 Lo/40-minute recirculation |

Note: Products with serial numbers dated before March, 2015 would not function in recirculation modes (installer turns off these modes in "Settings") without a firmware upgrade. Contact Nu-Air for details. Otherwise, mode would be low speed ventilation.

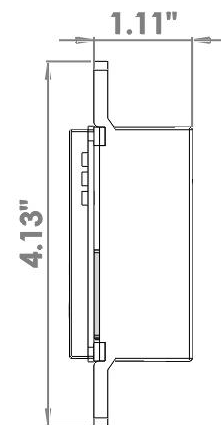
Dimensions



FRONT VIEW
(supplied wall plate)



FRONT VIEW
User Interface



SIDE VIEW
User Interface